

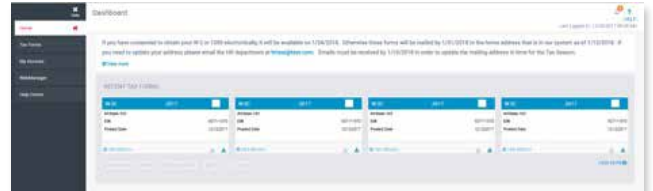
How to Consent for Online Delivery of Your Tax Form

In order to receive an electronic copy of your tax form instead of a paper copy, you must provide your consent through Tax Form Management. Complete the following steps to consent to online delivery of your tax form.

1 Under Online Delivery Consent

mark the checkbox for the tax form you wish to receive an electronic copy of.

1



2 Select

“Receive Forms Online.”

2

3 Read the disclosure,

and mark the checkbox to acknowledge that you understand and accept the terms for consenting to online tax form delivery.

2



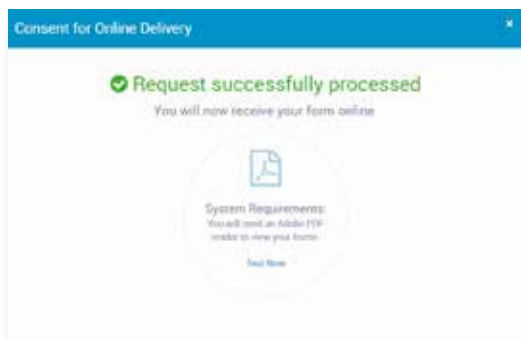
4 Select “Accept & Continue.”

5 Select

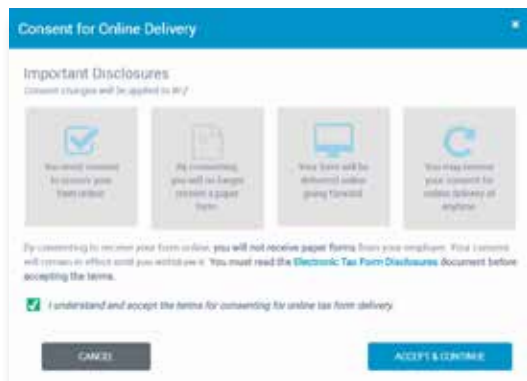
the correct email address and mailing address and select “Confirm & Submit.”

5

After you have confirmed your information, you will see a receipt page indicating that you have consented to online delivery of your tax form.



3



4

5

