



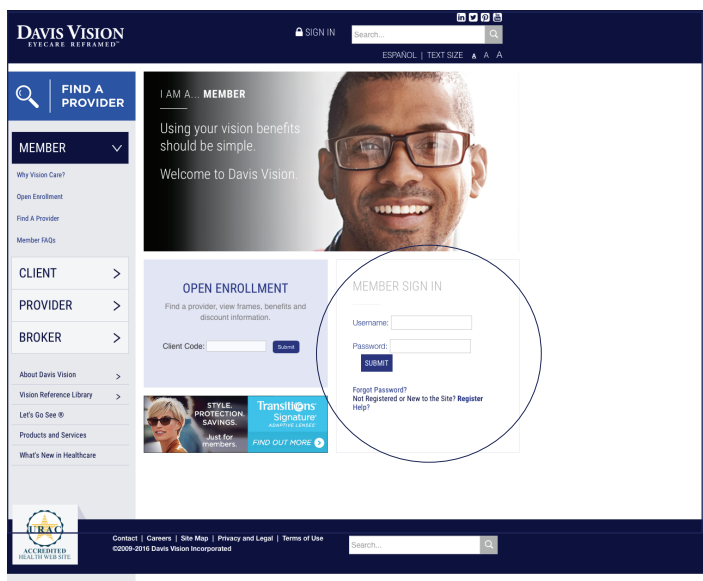
# HOW TO ACCESS YOUR VISION BENEFITS PennState

## 1 LOG IN TO YOUR ACCOUNT

Log in to [davisvision.com/member](https://davisvision.com/member), and enter your username and password or client code 4807. If you are new to the site, you will need to register before logging in.

When registering, you will need your:

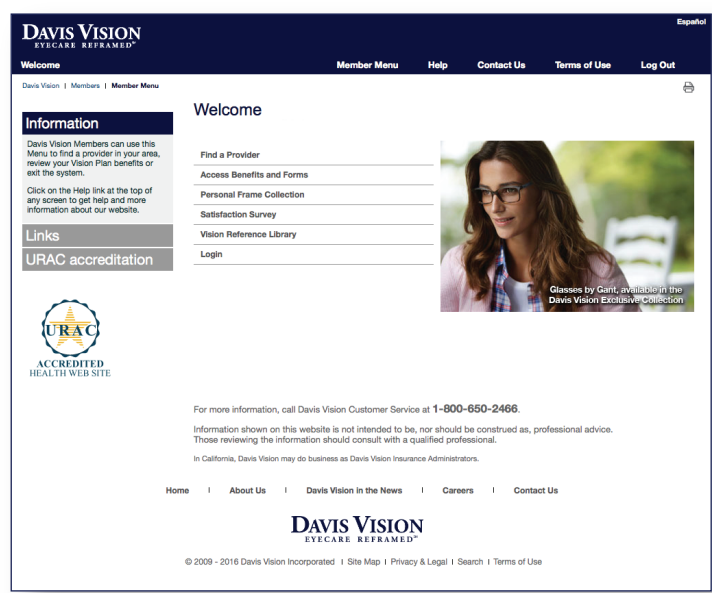
- member ID number or
- Social Security number.



## 2 ACCESS YOUR BENEFIT

From the home screen of your member portal, you can access your plan information, copays and forms, as well as:

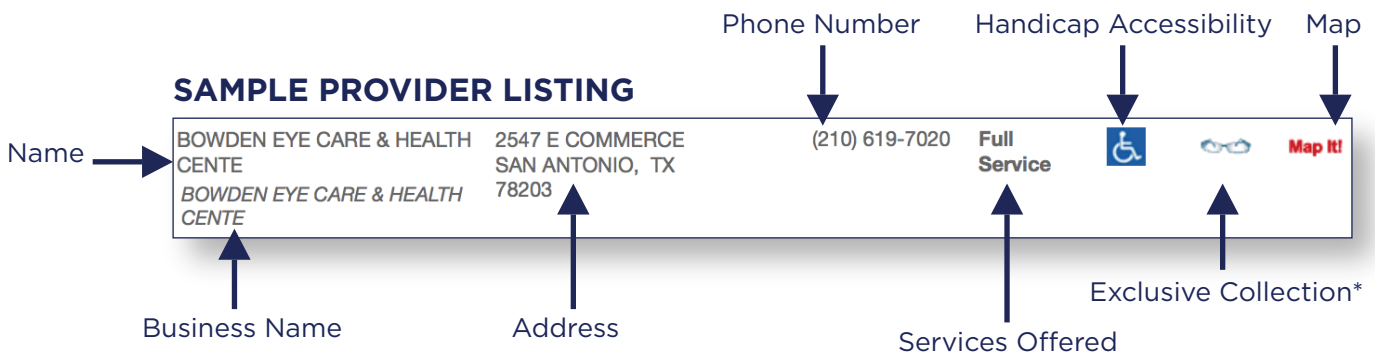
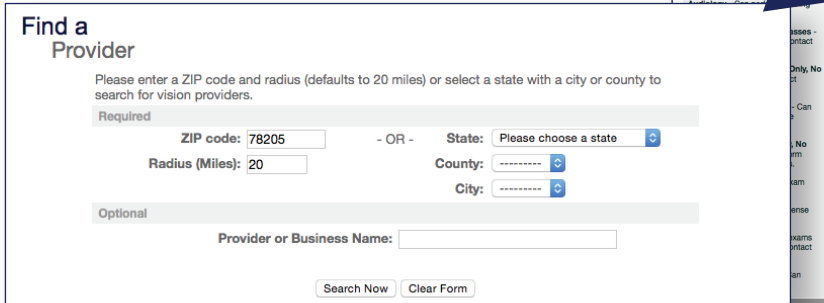
- Our virtual frame collection;
- Value-added features;
- Satisfaction survey; and
- Provider locator (see reverse).



Member menu options may change based on group plan.

### 3 LOCATE A PROVIDER

Click on “Find A Provider” from the home screen, then search by ZIP code, state, county, city or provider’s name.



Visit [davisvision.com/member](http://davisvision.com/member) or call 1 (800) 283-9374.



1 (800) 283-9374  
DAVISVISION.COM

\*Contact your provider, as Exclusive Collection availability is subject to change.